


Homework	Example	Mon.	Tues.	Wed.	Thurs.
Words read in 1 min	40				
- Errors	- 2				
Correct Words Per Min.	38				



Have your child read the entire passage one time. Then have them read it again. This time, use a clock or your phone to time them for 1 minute and complete the chart.

Power Words

like love enjoy teacher learn friends

In school we have pencils.

5

I love to write with my pencil.

12

In school we have crayons.

17

I enjoy coloring the pictures.

22

In school we have books.

27

I like to read all kinds of books.

35

In school we have a teacher.

41

My teacher helps me learn new things.

48

In school we have friends.

53

I love to play with my friends at recess.

62

School is a very fun place to be.

70



Use these numbers to write equations:

1 2 3 6

$$\square - \square = 1$$

$$\square - \square = 2$$

$$\square - \square = 3$$

$$\square + \square = 4$$

$$\square + \square = 5$$

$$\square + \square + \square = 6$$

$$\square + \square = 7$$

$$\square + \square = 8$$

$$\square + \square = 9$$

$$\square + \square + \square = 10$$

$$\square + \square + \square = 11$$

$$\square + \square + \square + \square = 12$$

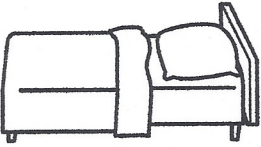











Name _____

{ Phonics }

1

Circle the word that matches the picture in each box.

short a, e, i RF.2.3

1.  bad bed	2.  dog dig	3.  map mop	4.  pan pen
5.  pot pet	6.  man men	7.  wit wet	8.  bat bet
9.  leg log	10.  rat rot	11.  tin ten	12.  map mop




Name _____

{ Place Value }

1









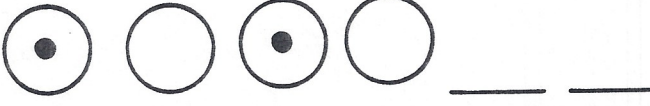





Follow the directions for coloring the ladybugs.

making tens 2.OA.2

 <p>Color 4 ladybugs red.</p> <p>How many white ladybugs are left? ____</p> <p>4 red + ____ white = 10</p> <p><input type="text"/> + <input type="text"/> = 10</p>	 <p>Color 1 ladybug red.</p> <p>How many white ladybugs are left? ____</p> <p>1 red + ____ white = 10</p> <p><input type="text"/> + <input type="text"/> = 10</p>	 <p>Color 3 ladybugs red.</p> <p>How many white ladybugs are left? ____</p> <p>3 red + ____ white = 10</p> <p><input type="text"/> + <input type="text"/> = 10</p>
---	--	---

Name _____

Finish the pattern. Add the two shapes that would come next.

Name _____

{ Comprehension }

2

Read the story and answer the questions.

identifying details RL.2.3

Joey watched some children having a race. He wanted to race, too, but he could not. Joey could not run. Joey could not walk. Joey had been in a wheel chair his whole life. The children saw Joey. They asked him if he would help. They needed someone to choose the winner of the race. Joey was pleased. Everyone had a good time.



1. A good title for this story would be:

The Kids

How Joey Helped

A Wheelchair

2. What did Joey want to do? _____

3. Why couldn't Joey be in the race? _____

4. How did the children get Joey to play? _____

5. How do you think Joey felt at the beginning of the story? _____

Name _____

{ Fast Facts }

2

Answer each problem as quickly as you can without using your fingers. If you don't know the answer right away, put a circle around the problem and go to the next one. After you've finished all the problems you know, go back and work out the problems you circled. Can you think of a way to remember these problems so you will know them next time?

$$\begin{array}{r} 4 \\ +2 \\ \hline \end{array}$$

$$\begin{array}{r} 1 \\ +1 \\ \hline \end{array}$$

$$\begin{array}{r} 6 \\ +3 \\ \hline \end{array}$$

$$\begin{array}{r} 2 \\ +5 \\ \hline \end{array}$$

$$\begin{array}{r} 1 \\ +7 \\ \hline \end{array}$$

$$\begin{array}{r} 8 \\ +0 \\ \hline \end{array}$$

$$\begin{array}{r} 4 \\ +1 \\ \hline \end{array}$$

$$\begin{array}{r} 3 \\ +7 \\ \hline \end{array}$$

$$\begin{array}{r} 10 \\ +0 \\ \hline \end{array}$$

$$\begin{array}{r} 2 \\ +7 \\ \hline \end{array}$$

$$\begin{array}{r} 4 \\ +3 \\ \hline \end{array}$$

$$\begin{array}{r} 5 \\ +5 \\ \hline \end{array}$$

$$\begin{array}{r} 0 \\ +0 \\ \hline \end{array}$$

$$\begin{array}{r} 6 \\ +4 \\ \hline \end{array}$$

$$\begin{array}{r} 2 \\ +2 \\ \hline \end{array}$$

$$\begin{array}{r} 6 \\ +1 \\ \hline \end{array}$$

$$\begin{array}{r} 8 \\ +2 \\ \hline \end{array}$$

$$\begin{array}{r} 0 \\ +9 \\ \hline \end{array}$$

$$\begin{array}{r} 3 \\ +3 \\ \hline \end{array}$$

$$\begin{array}{r} 4 \\ +6 \\ \hline \end{array}$$

$$\begin{array}{r} 1 \\ +8 \\ \hline \end{array}$$

$$\begin{array}{r} 5 \\ +4 \\ \hline \end{array}$$

$$\begin{array}{r} 9 \\ +1 \\ \hline \end{array}$$

$$\begin{array}{r} 0 \\ +2 \\ \hline \end{array}$$

Name: _____ #: _____ Date: _____

Equivalent \neq

Use = or \neq to fill in the blank. Show your thinking.

Example: $4 + 4 = 8$
 $8 = 8$

1. $2 + 8$ _____ 9

2. $7 + 5$ _____ 12

3. $7 + 3$ _____ 14

4. $10 - 5$ _____ 3

5. $2 + 3$ _____ $3 + 2$

Name _____

{ Grammar }

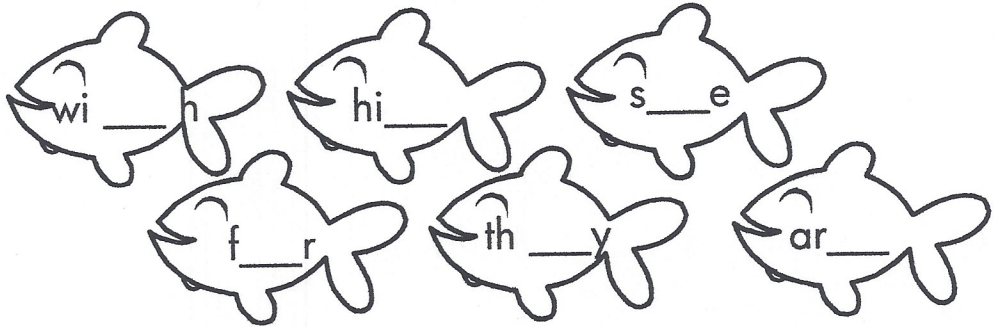
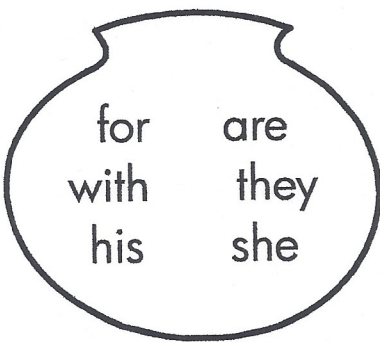
3

sentences L.2.1

Read the words below. Circle **yes** if it's a complete sentence and **no** if it's not.

1. The fan will not spin. **Yes** **No** 2. Sat down. **Yes** **No**
3. He can fix the snack. **Yes** **No** 4. Will a crab pinch? **Yes** **No**
5. I had a? **Yes** **No** 6. Hit the bag. **Yes** **No**

The words on the fish are missing a letter. Fill in the missing letter to spell the words from the fish bowl.



Name _____

{ Problem Solving }

3

2.OA.1

Solve the problems. Then **explain your thinking** using words, numbers, or pictures.

Lucy found 6 seashells at the beach. Then she found 3 more. How many seashells does she have now?

$$\square + \square = \square$$

She has _____ seashells now.

Eight kids are in the sand. Three kids go in. How many are still in the sand?

$$\square - \square = \square$$

_____ kids are still in the sand.

Look at the pattern:

2, 4, 6, 8, 10, _____





The next number is 11.







Do you agree or disagree?

Explain your thinking.

ACTIVITY 1

DIRECTIONS: Fill in the chart using Y for yes or N for no as you solve the puzzle.

A girl, a boy, and their mom have favorite ways to travel. Find each person's favorite ride.

1. The mom's ride never leaves the ground.
2. The boy's ride is the fastest.

Name _____

{ Writing } W.2.8

4 sentences

A good sentence must make sense, start with a capital, and end with a punctuation mark.

Write an answer to each question. Remember the capital and punctuation!



What do you think about swimming?

Handwriting lines for the first question.

I used correct capitals. I used correct punctuation. I used my best spelling. My sentence makes sense.

What is the best way to spend a Saturday?

Handwriting lines for the second question.

I used correct capitals. I used correct punctuation. I used my best spelling. My sentence makes sense.

© Pearson Education, Inc. All rights reserved.

www.pearsoned.com

Name _____

{ Graphing }

4

The students in Miss Carlton's class made a graph of the apples they ate.

pictographs 2.MD.10

Apples Eaten by the Class

Monday								
Tuesday								
Wednesday								

Key = 1

- Which day did the students eat the most apples? _____
- Which day did students eat 5 apples? _____
- How many apples did the students eat on Tuesday? _____



Circle Puzzles

Name _____

- ◆ Cut out the 4 pieces of the circle. Use them to make each shape.

Trace each of the 4 pieces to show how you made each shape.

