




Name _____

{ Phonics }

41

Write **a**, **e**, **ai**, or **ay** to complete each word.

long vowels RF.2.3



Name _____

{ Place Value }

41

Subtract.

number patterns 2.NBT.5

$8 - 4 = \underline{\quad}$

$18 - 4 = \underline{\quad}$

$28 - 4 = \underline{\quad}$

$46 - 10 = \underline{\quad}$

$46 - 20 = \underline{\quad}$

$46 - 30 = \underline{\quad}$

Here are 25 dots.

Circle the dots that show the 2 part of the number 25.

























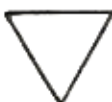




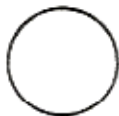


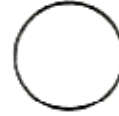























Here are 41 straws.

Circle the straws that show the 1 part of the number 41.

Here are 67 blocks.

Circle the blocks that show the 6 part of the number 67.

Look at the pattern. Finish the row.

							_____	_____	_____
							_____	_____	_____
							_____	_____	_____
							_____	_____	_____
							_____	_____	_____
							_____	_____	_____
							_____	_____	_____
							_____	_____	_____

Read the story and answer the questions.

character RL.2.3

For his birthday, Nestor got a remote controlled car. He told the boys at school all about it. Later, Chris asked if Nestor wanted to play after school. Nestor was so excited to have a new friend that he couldn't wait for school to be out. When Chris came over, he asked to see Nestor's new car. Nestor showed him how it worked and gave Chris a turn. For the rest of the afternoon, Chris played with the car. Whenever Nestor asked for a turn, Chris would say, "Just one more minute." After a while, Nestor stopped trying to take a turn and went in the house. It hurt his feelings that Chris only wanted to be friends because of the car.



1. Who is the main character? _____

2. How do the main character's feelings change in the story? _____

3. What causes his feelings to change? _____

Answer each problem as quickly as you can without using your fingers. If you don't know the answer right away, put a circle around the problem and go to the next one. After you've finished all the problems you know, go back and work out the problems you circled. Can you think of a way to remember these problems so you will know them next time?

18	6	9	4	8	5	15	11
<u>+2</u>	<u>+4</u>	<u>+2</u>	<u>+0</u>	<u>+7</u>	<u>+4</u>	<u>+1</u>	<u>+2</u>

13	6	11	5	4	2	4	17
<u>+4</u>	<u>+5</u>	<u>+6</u>	<u>+2</u>	<u>+1</u>	<u>+4</u>	<u>+1</u>	<u>+2</u>

7	8	5	9	2	14	5	11
<u>+3</u>	<u>+6</u>	<u>+0</u>	<u>+9</u>	<u>+10</u>	<u>+6</u>	<u>+1</u>	<u>+3</u>

Name: _____ #: _____ Date: _____

Equivalent 5

Use = or \neq to fill in the blank. Show your thinking.

Example: $4 + 4 = 8$
 $8 = 8$

1. $3 + 5$ _____ $8 - 4$

2. $13 - 9$ _____ $2 + 7$

3. $4 + 9$ _____ $12 - 2$

4. $6 + 6$ _____ $14 - 2$

5. 7 _____ $3 + 4$

Name _____

{ Grammar }

43

Write the correct word from the box to finish each sentence.

past tense L.2.1

play
played

1. I can _____ outside today.

Yesterday I _____ inside.

ran
run

2. Last night the dog _____ fast.

Today it will _____ fast, too.

eat
ate

3. See the birds _____ worms.

This morning they _____ 6 worms.

swim
swam

4. Frogs _____ in the pond.

Frogs _____ in the pond last June.

Match the present tense verbs
with the past tense.

look •

• helped

give •

• needed

help •

• went

want •

• looked

need •

• gave

go •

• wanted

Name _____

{ Problem Solving }

43

Solve the problems. Then **explain your thinking** using words, numbers, or pictures.

2.OA.1

List as many numbers as you can think of that are less than 100 and have a 5 in the tens place.


Write a story problem that has an answer of **40 bikes**.





Heather has 38 pennies. How many stacks of ten can she make?

Write a number sentence that matches your story.

ACTIVITY 9

DIRECTIONS: Fill in the chart using Y for yes or N for no as you solve the puzzle.



A fireman, doctor, boy, and girl all live in different houses. Find which house belongs to each person.

1. The girl's house has more than two windows and is not the widest.
2. The fireman's house has fewer than three windows.
3. The doctor's house has one more window than the fireman's and two more windows than the boy's.

Dear, Grandma

Thank you for the new doll. She is so beautiful? I like changing her dress. I think she looks pretty in the blew dress. You're the best, Grandma!

Love,
Becky



1. How should a letter begin?

- Dear, Grandma Dear Grandma, Dear Grandma

2. Choose the sentence that has the correct punctuation.

- She is so beautiful She is so beautiful! She is so beautiful?

3. What is the correct way to spell *blew* as it is used in this letter?


- blew bloo blue

4. How should a letter end?

- Love, ,Love Love

The 2nd graders timed themselves to see how many times they could write their names in one minute. The line plot shows their results.



How Many Names Written in One Minute



- How many students wrote their name eleven times? _____
- The name that was written most was written _____ times.
- Five second graders wrote their name _____ times.
- How **many more** kids wrote their names 12 times than wrote it 10 times?

FIVE-POINTED STAR PUZZLE

Have a copy of this page made. Cut out each of the four shapes below and place the pieces together in the shape of the star shown to the right.



Name:

#:

Date:

Syllabication Practice 5

Task: Divide each word by putting a slash (/) symbol between each syllable. Then write how many syllables each word has. Use a dictionary if you're not sure where to divide the syllables.

Example: c o f / f e e 2 syllables

1. l i o n

2. q u i e t

3. d i s c o m f o r t

4. b u y e r

5. m e s s y

Standards Addressed:

Decoding and Word Recognition

- 1.1 Recognize and use knowledge of spelling patterns (e.g., diphthongs, special vowel spellings)
- 1.2 Apply knowledge of basic syllabication rules (e.g., vowel-consonant-vowel = su/per; vowel-consonant/consonant-vowel = sup/per).
- 1.3 Decode two-syllable nonsense words and regular multisyllable words.

Mrs. Kennedy

2012-2013

Use these

1 3

+

