

Parent Tips

What is Fluency?

Fluency refers to a student's speed, smoothness, and ease of oral reading. Fluent readers read more quickly and smoothly, allowing them to focus on comprehension. Fluent readers gain more meaning from the text they read. Because fluency leads to comprehension, fluent readers enjoy reading more than students who devote all their energy to sounding out words.

--www.readinga-z.com

1. If your friend is hurt, what should you do?

- scream
- help
- laugh

2. People want friends who are _____.

- fun
- lazy
- mean

3. Why would an author write this passage?

- To make you laugh
- To scare you
- To teach you something



4. How do you know if someone is your friend?



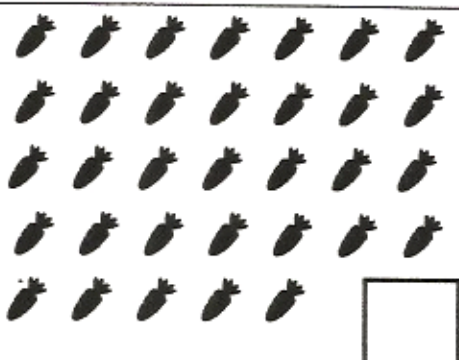



Name _____

{ Place Value }

16

Circle groups of 10. Then count and write the total number.

making tens 2.NBT.3

 <input type="text"/>	 <input type="text"/>	 <input type="text"/>
 <input type="text"/>	 <input type="text"/>	 <input type="text"/>

Name _____

{ Phonics }

16

Drop has the **short o** sound. Color each picture that has the short o sound.

short vowels RF.2.3



Read the story. Write the answers.

1.

Jill put her toys in the wagon.
First she put a doll and tea set in the wagon.
Then she put in her ball and jump rope.
What did she put in last?

2.

Fred saw the family come to look at the new house.
He saw the mother.
Then he saw the father.
Last he saw two children.
Who did he see first?

3.

Sarah wanted to find her kitten.
She looked all over the house, but the kitten wasn't there.
Then she looked up and down the street.
Where did Sarah look last?

4.

On the way to school Mick saw Mr. Duffy.
Then he went by the store and said hello to Dave.
Who did Mick see first?



Name:

#:

Date:

I AM UNIQUE

Task: Write a paragraph about your uniqueness. In your paragraph write at least five detailed sentences describing how unique you are.

* Criteria Chart *

This is what needs to be in your writing

First and last name, #, and date on your paper

Indent (two finger space) the paragraph

Include at least five detailed sentences.

Try your best in spelling

- Sound out the words and other resources (dictionary or thesaurus)

Use transition words or phrases (some examples are: also, in addition, next, then)

Coherent (logical) sentences

Proper punctuation and capitalization

Best penmanship (handwriting must be legible)

If you run out of space on this piece of paper then write on another sheet of paper and attach it to this sheet.

Name _____

{ Comprehension }

17

Read the story and answer the questions.

Character RL.2.3

Seth loves to play video games. In fact, it is the only thing he will do! When his dad asks him to take out the trash, he yells, "Just a minute!" and then he keeps playing his game. When his friends want to play hide-and-seek, he won't go. He just wants to play his games. Seth is very good at blasting alien spaceships and he gets the best score at motorcycle races, but he doesn't do anything else but play his video games all the time.



1. Who is the main character in this story?

- Sam Dad Seth

2. What are two words to describe Seth?

3. What do you think might happen if Seth keeps making choices like this?

Name _____

{ Fast Facts }

17

Answer each problem as quickly as you can without using your fingers. If you don't know the answer right away, put a circle around the problem and go to the next one. After you've finished all the problems you know, go back and work out the problems you circled. Can you think of a way to remember these problems so you will know them next time?

5	10	6	7	6	5	5	8
<u>-0</u>	<u>-0</u>	<u>-4</u>	<u>-5</u>	<u>-1</u>	<u>-2</u>	<u>-4</u>	<u>-3</u>

6	8	9	8	7	4	9	9
<u>-3</u>	<u>-2</u>	<u>-7</u>	<u>-6</u>	<u>-2</u>	<u>-2</u>	<u>-7</u>	<u>-1</u>

0	8	1	7	10	10	10	8
<u>-0</u>	<u>-1</u>	<u>-1</u>	<u>-6</u>	<u>-3</u>	<u>-7</u>	<u>-6</u>	<u>-5</u>

Name: _____ #: _____ Date: _____

Algebra 2

Task: Solve each equation. Prove your thinking (B.I.U) on the provided lines.

$$a = 5$$

$$b = 10$$

$$c = 15$$

1. $10 - a =$

2. $12 - b =$

3. $25 - c =$

4. $a + b =$

5. $b + c =$

6. $c + a =$

7. $5 + c =$

8. $c - b =$

Name _____

{ Grammar }

18

Help each ship reach its treasure chest. Color the jewels that name a **person** red. *parts of speech L.2.1*
 Color the jewels that name a **place** blue. Color the jewels that name a **thing** green.

Person

place

thing

gold

captain

island

man, baby, bed, map, hat, vet, desk, home, store, boy, cop, box, city, cake, room, park

Name _____

{ Problem Solving }

18

Solve the problems. Then explain your thinking using words, numbers, or pictures.

2.OA.1

Write six number sentences
that equal 16.

(example $20 - 2 - 2 = 16$)

The green soccer team has
4 girls and 2 boys. The
blue team has 5 boys.

How many girls does the
blue team need to make
the two teams equal?

There are 12 sandwiches.
8 sandwiches are on the
counter. The rest are in the
fridge. How many
sandwiches are in
the fridge?




$$\square \circ \square = \square$$

_____ are in the fridge.

ACTIVITY 4

DIRECTIONS: Fill in the chart using  for yes or  for no as you solve the puzzle.



Tom				
Bob				
Bill				
Ken				

Find each boy's first name.

1. The tallest boy is a friend of Bob and Ken.
2. Tom is shorter than the three other boys.
3. Bob is taller than Tom and Ken.

Name _____ { Writing }

19

punctuation
L.2.2

Write a . or ? at the end of the sentence.

1. What time is it _____
2. Joe likes to read _____
3. It rained on Tuesday _____
4. Did you bring your coat _____
5. This is Grandma's house _____
6. Where is your pencil _____
7. When does the movie start _____
8. Who is at the door _____
9. My favorite color is blue _____
10. Do you like onions _____

Write a sentence that ends in a period.

Write a sentence that ends in a question mark.





Name _____ { Graphing }

19

pictographs
2.MD.10

Emily, Jacob, Donna, and Lee baked some cookies.

COOKIES BAKED

 Emily	b	b	b	b	b
 Jacob	b				
 Donna	b	b	b		
 Lee	b	b	b	b	

key: b = 1 cookie

1. How many cookies did each bake?



Emily _____



Jacob _____



Donna _____



Lee _____

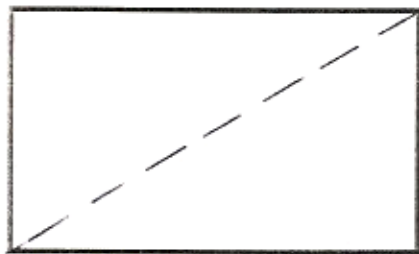
2. How many MORE cookies did Donna bake than Jacob? _____



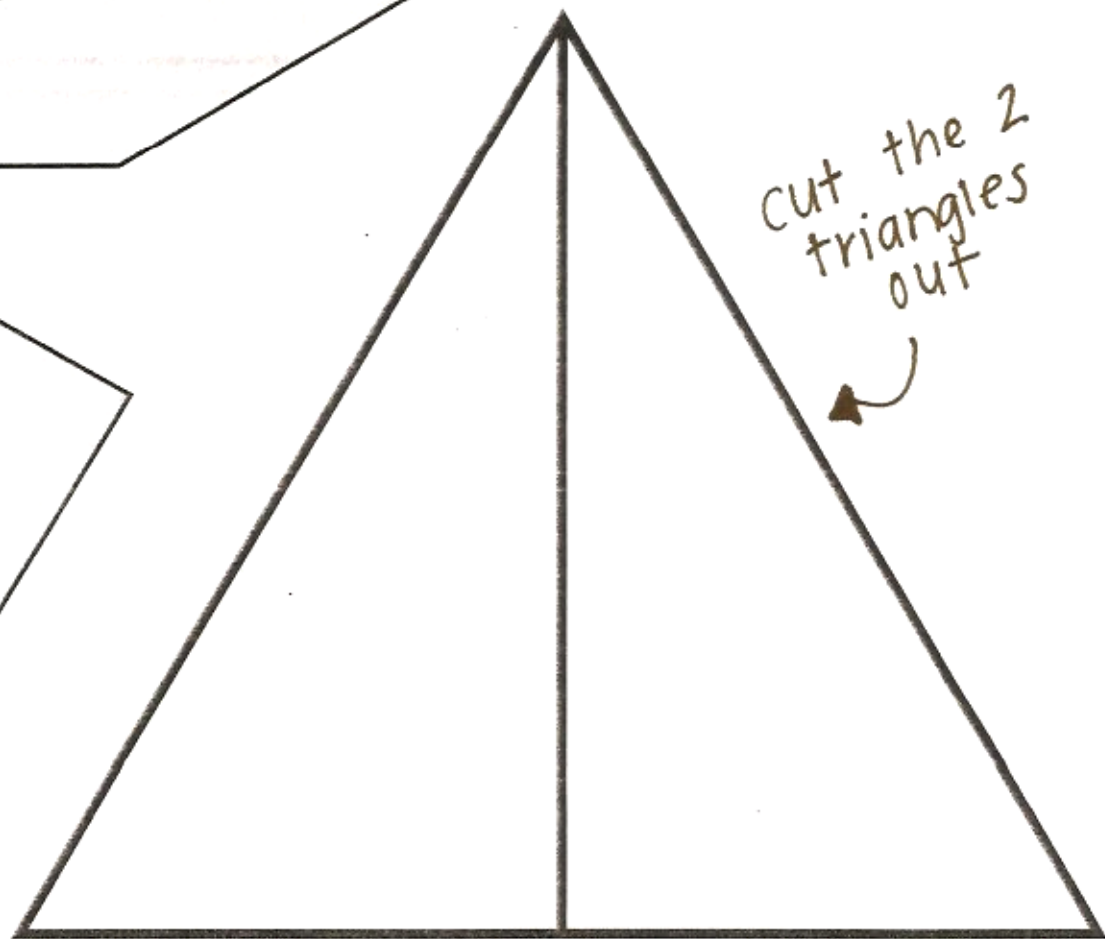
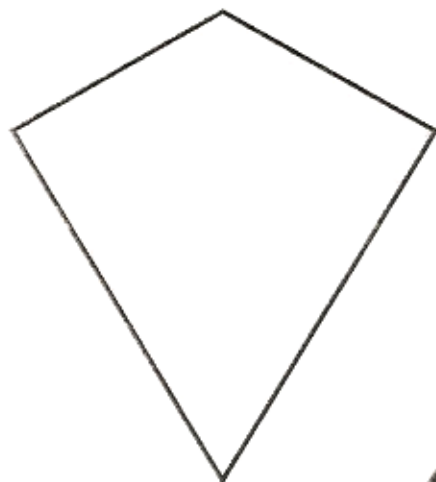
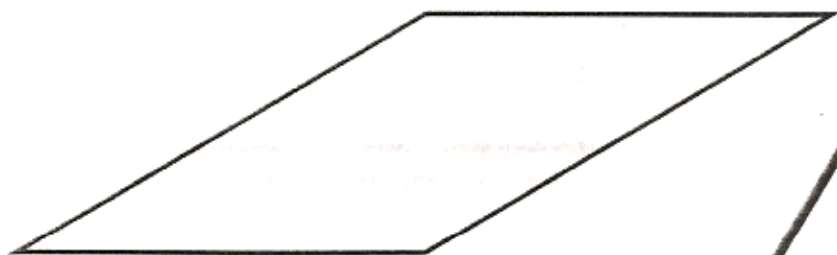
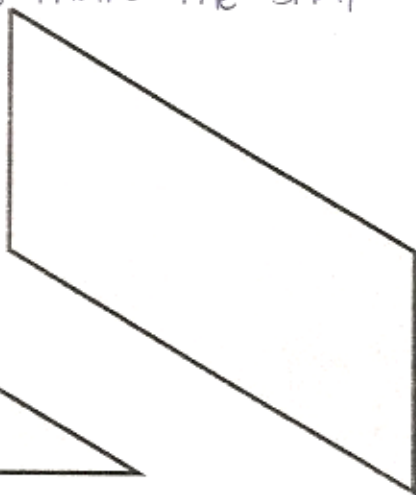
The Two Triangles

Name _____

- ◆ Cut out the 2 triangles at the bottom of the page.
- ◆ Make a shape like each below only larger. Use both triangles for each shape. You might have to flip a triangle.
- In each shape draw how the 2 triangles make the shape.



example: 



(title)

Bee eggs hatch three days after the queen bee lays them. But what hatches from the egg is not a bee. It is a tiny, white worm called a larva. The worker bees take care of it and feed it. It grows for six days. Then the workers stop feeding it.

After 12 more days, the larva becomes a bee. It works inside the nest. It cleans and builds as it changes into a bee.

When it is two weeks old, the baby bee can leave the nest to gather nectar and pollen with the older worker bees.

Main Idea

1. What is this story mostly about? _____
 - a. the queen bee
 - b. how a larva grows into a bee
 - c. what bees do to make honey

Vocabulary

2. In this story, what does the word *hatches* mean?
-

Details

3. For how long do the worker bees take care of the larva? _____
 4. After the worker bees stop taking care of the larva, how long does it take the larva to grow into a bee?
-

Locating the Answer

5. Underline the sentences that tell what the larva does while it is becoming a bee.

Sequence

6. What happens when the larva becomes six days old? _____
 - a. It becomes a bee.
 - b. It dies.
 - c. The worker bees stop feeding it.

Title

7. Give the story a title. Write the title on the line above the story.

Use these numbers to write equations:

2 3 4 6 7 8

Make 10 six different ways.

$$\begin{array}{r} \square \\ + \square \\ \hline 10 \end{array}$$
$$\begin{array}{r} \square \\ + \square \\ \hline 10 \end{array}$$
$$\begin{array}{r} \square \\ + \square \\ \hline 10 \end{array}$$

$$\square + \square - \square = 10$$

$$\square + \square - \square = 10$$

$$\square - \square - \square = 10$$