



Name \_\_\_\_\_



{ Phonics }

51

long vowels RF.2.3

Circle the **oa** and **ay** words in each sentence. Then sort the words you circled by their vowel sound.

1. Some goats like to eat hay.
2. Stay off the road!
3. Will soap get crayon off walls?
4. Lay the loaf of bread on the tray.
5. My pet toad is called Jay.
6. I played soccer and scored 2 goals!

 <b>ay</b>	 <b>oa</b>


Name \_\_\_\_\_

{ Place Value }

51

number patterns 2.NBT.5

This is one way to show the number 54 with blocks:



5 tens 4 ones = 54

Show another way to make 54 with blocks.

(hint: try breaking apart a 10)

\_\_\_ tens \_\_\_ ones = 54

Show one more way to make 54 with blocks.

\_\_\_ tens \_\_\_ ones = 54

Key: | = 10 • = 1

What number do the blocks show?



\_\_\_ tens \_\_\_ ones = \_\_\_

What number do the blocks show?



\_\_\_ tens \_\_\_ ones = \_\_\_

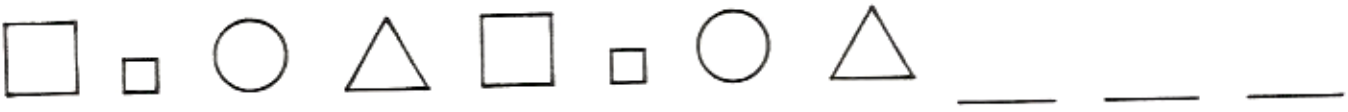
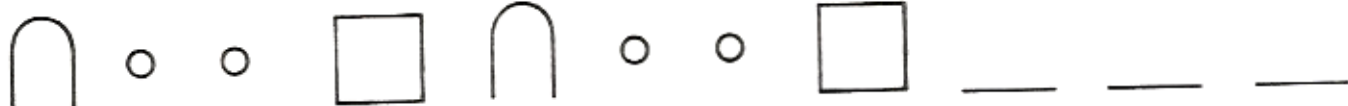

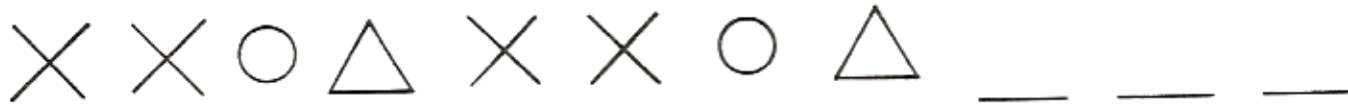

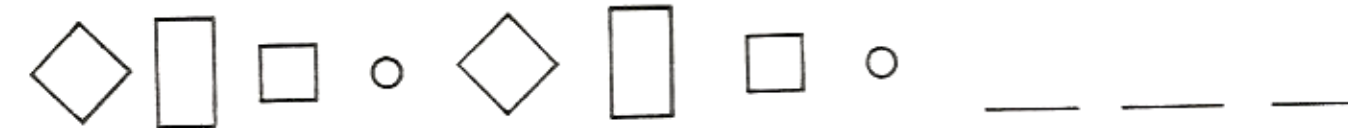


Guess my mystery number.

I have 25 ones and 7 tens.

\_\_\_\_\_

Name \_\_\_\_\_

Finish each pattern.

Name \_\_\_\_\_

**{ Comprehension }**

52

Identify the sentence that tells what each paragraph is *mostly* about.

main idea RI.2.2

1. Labor Day is celebrated on the first Monday in September. It's a day to thank hard-working Americans. It is usually celebrated with summer activities like picnics and camping. Labor Day marks the unofficial end of summertime.

**What is the main idea of this paragraph?**

- People work hard.       Labor Day is a holiday.       Americans like picnics.

2. Veterans are men and women who have served in the military. A special day to honor veterans is November 11. On Veterans Day we thank those who have kept our country safe. We can write letters to veterans to say we're grateful. We can fly a flag to show that America is important.

**What is the main idea of this paragraph?**

- Flags are nice.       Veterans like mail.       We honor veterans in November.

Name \_\_\_\_\_

**{ Fast Facts }**

52

Answer each problem as quickly as you can without using your fingers. If you don't know the answer right away, put a circle around the problem and go to the next one. After you've finished all the problems you know, go back and work out the problems you circled. Can you think of a way to remember these problems so you will know them next time?

9	1	2	6	8	7	11	13
<u>+0</u>	<u>+0</u>	<u>+1</u>	<u>+4</u>	<u>+7</u>	<u>+0</u>	<u>+5</u>	<u>+7</u>

2	2	11	2	13	5	3	16
<u>+0</u>	<u>+7</u>	<u>+3</u>	<u>+5</u>	<u>+5</u>	<u>+1</u>	<u>+2</u>	<u>+2</u>

9	12	4	10	1	14	16	12
<u>+7</u>	<u>+6</u>	<u>+1</u>	<u>+6</u>	<u>+8</u>	<u>+4</u>	<u>+1</u>	<u>+8</u>

Name: \_\_\_\_\_ #: \_\_\_\_\_ Date: \_\_\_\_\_

## Equivalent 6

Use = or  $\neq$  to fill in the blank. Show your thinking.

Example:  $4 + 4 = 8$   
 $8 = 8$

1.  $3$  \_\_\_\_\_  $6 - 4$

2.  $9 - 2$  \_\_\_\_\_  $12 - 3$

3.  $10 + 4$  \_\_\_\_\_  $0 + 9$

4.  $13 + 5$  \_\_\_\_\_  $16 - 4$

5.  $2 + 14$  \_\_\_\_\_  $20 - 6$

Read each sentence. Write the two underlined words as a contraction.

**Example:** He is going outside. He's

\_\_\_\_\_

-----

\_\_\_\_\_

-----

\_\_\_\_\_

-----

\_\_\_\_\_

-----

\_\_\_\_\_

-----

1. We are playing a game.

2. She will play with us.

3. She does not know the rules.

4. We will teach her.

Draw a line from the contraction to the correct word pair.

won't

you've

they'd

you're

they would

you have

you are

will not

Solve the problems. Then **explain your thinking** using words, numbers, or pictures.

2.OA.1

There are 25 cows on the farm. Some of the cows are in the barn. 14 of the cows are in the field. How many cows are in the barn?









(Think: is this a joining or separating problem?)

I want to buy some new crayons for 46¢. Draw the coins to show one way I can pay for the crayons.

I put 5 stickers on each paper. I have 6 papers. How many stickers did I use?

## ACTIVITY 11

**DIRECTIONS:** Fill in the chart using Y for yes or N for no as you solve the puzzle.

Two students and two teachers have favorite fruits. Find each person's favorite fruit.

1. The name of the boy's favorite fruit has the most syllables, and Mr. Fox's has the fewest syllables.
2. Ms. Sharp's fruit grows larger than the girl's fruit.

Name \_\_\_\_\_

{ Writing } L.2.2

54

editing

Dear Andrew,

Today I visited Grandma's farm. I always have fun when I go there. I like feeding the cows? But i don't like sheep They try to choow my shoelaces.

Love,  
Jen



**1. How should a letter begin?**

- Dear Andrew,       Dear, Andrew       Dear Andrew

**2. Choose the sentence that has the correct punctuation.**

- I like feeding the cows       I like feeding the cows?       I like feeding the cows.

**3. Choose the sentence that is written correctly.**

- But i don't like sheep       But i don't like sheep?       But I don't like sheep.

**4. What is the correct way to spell *choow*?**

- choow       choo       chew




Name \_\_\_\_\_

{ Graphing }

54

Garrett found these seashells during his trip to the beach. Use the picture to make a tally chart. Then answer the questions.

tally chart 2.MD.10

Title:		
 pointy shells	 striped shells	 clamshells



1. Write a title for the tally chart.

2. How many shells did Garrett find in all? \_\_\_\_\_






3. How many MORE striped shells did he find than clamshells? \_\_\_\_\_

4. How many shells are NOT clamshells? \_\_\_\_\_



# SQUARE PUZZLE

Have a copy of this page made. Cut out each of the four shapes below and place the pieces together in the shape of a square.



Name:

#:

Date:

## Syllabication Practice 6

Task: Divide each word by putting a slash (/) symbol between each syllable. Then write how many syllables each word has. Use a dictionary if you're not sure where to divide the syllables.

Example: c o f / f e e      2 syllables

1. t r e e h o u s e

2. b a n k e r

3. u n l o c k

4. d o z e n

5. p i l l o w

Standards Addressed:

***Decoding and Word Recognition***

- 1.1 Recognize and use knowledge of spelling patterns (e.g., diphthongs, special vowel spellings)
- 1.2 Apply knowledge of basic syllabication rules (e.g., vowel-consonant-vowel = su/per; vowel-consonant/consonant-vowel = sup/per).
- 1.3 Decode two-syllable nonsense words and regular multisyllable words.

Mrs. Kennedy

2012-2013

